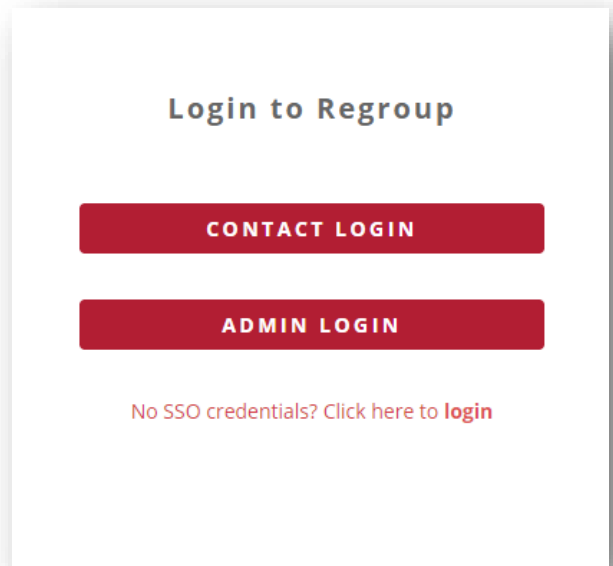




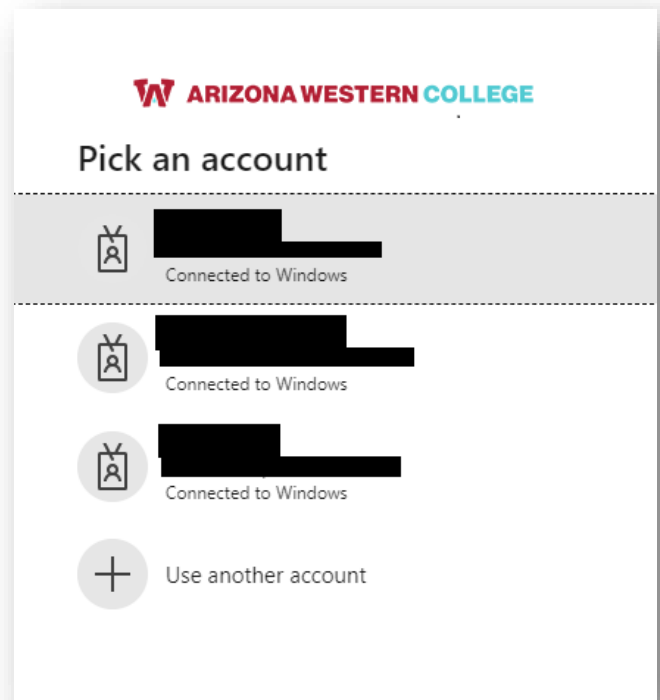
Emergency Alert System

1) Access Regroup here - <https://awc.app.regroup.com/>

2) You will be prompted to Login.
Please select **CONTACT LOGIN**



3) Select your account to use.

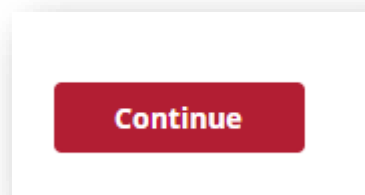


- 4) Edit your contact information. Your primary information was imported from Colleague. If this information is incorrect, please update your profile here. <https://selfservice.azwestern.edu/>
You can add additional information as well. Add alternate email or phone numbers as needed

The screenshot shows a web form for editing contact information. It is divided into several sections:

- Personal Information:** Fields for "First Name*" and "Last Name", both containing redacted text.
- Account Information:** Fields for "Username" (containing redacted text and "@azwestern.edu") and "Database ID" (containing redacted text).
- EMAIL ADDRESS:** A section with two email address entries:
 - Primary Email Address:** Input field with redacted text and "@azwestern.edu", a "Primary Email" label, and a checked "Receive Email" checkbox.
 - Secondary Email Address:** Input field with redacted text and "@outlook.com", a "Make Primary" link, a checked "Receive Email" checkbox, and a trash icon.
- + Add another email address:** A link to add more email addresses.
- PHONE NUMBERS:** A section with one phone number entry:
 - Country:** A dropdown menu showing "USA".
 - Number:** Input field with redacted text.
 - Type:** A dropdown menu showing "Cell".
 - Options:** Checked "SMS/Text" and "Call" checkboxes, and an unchecked "SMS Incapable" checkbox.
 - Action:** A trash icon.

- 5) When you have added your information, please select **Continue**.



6) By default, you will get all **Emergency Alerts**. Currently there are no additional Channels to subscribe to, but in the future we will add more optional types and topics of messaging.

ARIZONA WESTERN COLLEGE

Sign up to receive updates and notifications from this network.

1 Account Setup 2 Personal Information **3 Subscriptions**

MY SUBSCRIPTIONS

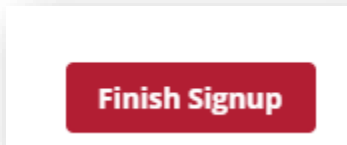
Channel name -	Quiet Hours	Action	Email	Email Frequency	SMS	Call/Voice
No subscriptions found						Show 15 ▾

OTHER SUBSCRIPTIONS

Channel name -	Access -	Action
No subscriptions found		Show 15 ▾

Back**Finish Signup**

7) Select **Finish Signup**.



You can also download the Regroup Mobile app, if you'd like to receive push notifications as an additional layer of communication.

iOS: <https://apps.apple.com/us/app/regroup-mobile/id1500420770>

Android: <https://play.google.com/store/apps/details?id=com.regroup.alertmanagerpro>