

How to Apply for AWC Housing


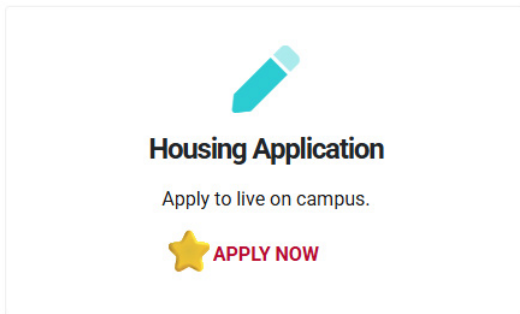
What you will need:

- Emergency Contact Information
- Meal Plan Preferences
 - 2 Options
 - Regular: \$3155.00
 - High: \$3465.00
- Class Schedule *University Students Only
- Immunization Records
 - Required:
 - MMR(2 Doses)
 - Varicella
 - TDAP
 - Meningitis
- Payment Method:
 - For \$50 dollar Application Fee
 - charged per semester, to be paid through AWC Self Service

When Ready to Apply:

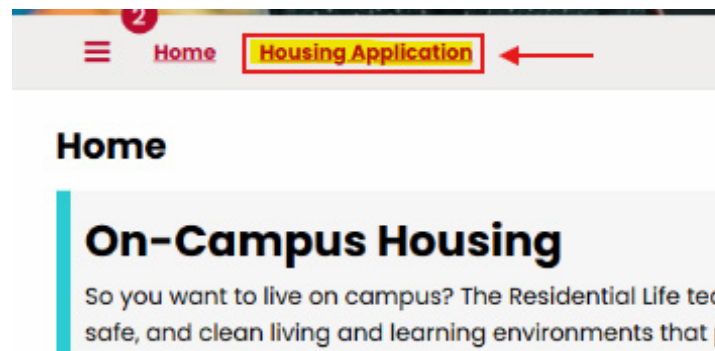
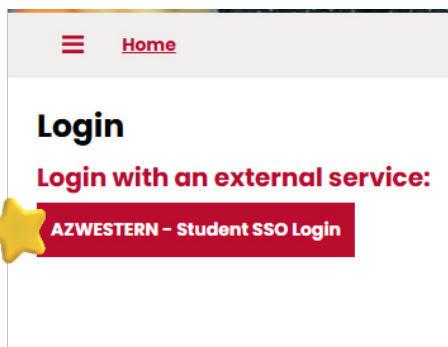
Note: Students must be admitted to Arizona Western College first, before a housing application can be submitted.

1. Go to: Awestern.edu/Housing OR click [HERE](#) to be redirected to application log in.
2. Click APPLY NOW under Housing Application
3. Once Redirected to Housing Portal Select 'Login' on upper right corner



4. Select AZWESTERN - Student SSO Log In

5. Once logged in toggle to 'Housing Application'



6. Select Application for:
Academic Year 2025 -2026

7. Roommate Questionnaire:
Answer all the questions, for the system to recommend roommates.

8. Application must be filled in it's entirety in order to be submmitted. Status of application should read: **Submitted**. Once Submitted please visit AWC Self Service and Select: Student Finance to pay the application fee.

Need help? Hours: Monday - Thursday | 7:00 AM - 5:00 PM

Call us!

Phone: (928) 317-6057

Email us!

housing@azwestern.edu

Visit us!

Residential Life Office
3C-2114 in Campus Life